

Distributed by:



## Transform Your Tomorrow

- ✓ Invest today and be a part of the evolving mid cap segment having the potential to grow and become the leaders of tomorrow.

## Mahindra Manulife Mid Cap Fund

(Mid Cap Fund - An open ended equity scheme predominantly investing in mid cap stocks)

June 30, 2023

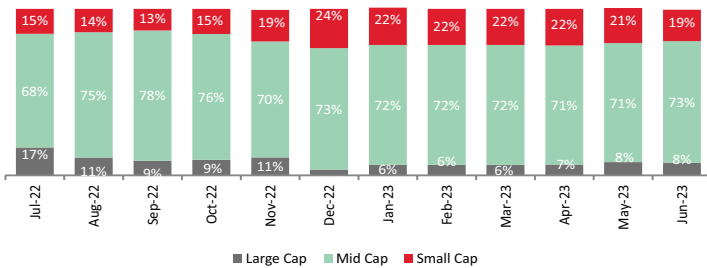
## Why invest in this Scheme ?

- Selection of focused sustainable businesses from across sectors
- Potential to generate higher risk adjusted returns in the long term
- Active management of portfolio with primary investments in mid-caps

### Scheme Positioning

- A portfolio largely of market leaders in their respective product segments and focused-line businesses in larger markets that are likely to be tomorrow's large caps.
- A portfolio of companies with high growth potential and a robust balance sheet to support such growth.

### 12 Month Market Capitalization Trend (% to Equity Holdings)



As per the Market Capitalization data provided by AMFI (In line with the applicable SEBI guidelines)

### Top 5 Sectors of the scheme (% to Net Assets)

Sector	MMMCF	Nifty Midcap 150 TRI
Capital Goods	19.20%	12.86%
Financial Services	17.19%	22.24%
Automobile And Auto Components	13.81%	9.57%
Healthcare	8.23%	11.37%
Information Technology	5.58%	5.92%

Data as on June 30, 2023

### Significant Portfolio changes of the Current Month

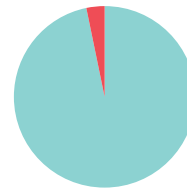
Fresh Additions	Complete Exits
<b>Security</b> Mahindra & Mahindra Financial Services Limited Piramal Enterprises Limited	<b>Security</b> Vinati Organics Limited

**Note:** The companies/stock(s) referred above are only for the purpose of disclosure of significant portfolio changes during the month and should not be construed as recommendation to buy/sell/hold. The fund manager may or may not choose to hold these companies/stocks, from time to time. Investors are requested to consult their financial, tax and other advisors before taking any investment decision(s). Data as on June 30, 2023

### Portfolio Update for the Month

- Key Overweight sector/Industries includes Capital Goods, Automobile & Auto components and Textiles vs scheme benchmark.
- Key Underweights sectors /Industries includes Banks, Healthcare and Chemicals vs scheme benchmark.
- Increased the portfolio allocation towards small caps on the basis of bottom up stock selection

### Asset Allocation (%)



- 96.41% - Equity Holdings
- 3.59% - Cash & Other Receivables

Data as on June 30, 2023

### Top 10 Equity Holdings (as on June 30, 2023)

Security	% to Net Assets
REC Limited	3.07%
Cummins India Limited	2.89%
L&T Finance Holdings Limited	2.78%
Abbott India Limited	2.56%
Max Healthcare Institute Limited	2.49%
The Federal Bank Limited	2.46%
Persistent Systems Limited	2.24%
Schaeffler India Limited	2.22%
Grindwell Norton Limited	2.22%
CRISIL Limited	2.21%
<b>Total</b>	<b>25.15%</b>

### Portfolio Stats

Turnover Ratio (Last 1 year)	0.99
Standard Deviation	15.91%
Beta <sup>1</sup>	0.89
Sharpe Ratio <sup>2</sup>	1.33
Jenson's Alpha <sup>2</sup>	-0.1036

#Risk-free rate assumed to be 6.90% (MIBOR as on 30-06-23) -Source:www.mmda.org  
1. Beta is calculated on the basis of average monthly rolling returns as of last day of the month since inception till June 30, 2023 and annualized. 2. Calculated for the period since inception till June 30, 2023. | Data Source: ICRA Analytics, Bloomberg | Data as on June 30, 2023

## Scheme Details

### Investment Objective:

The investment objective of the Scheme is to seek to generate long term capital appreciation & provide long-term growth opportunities by investing in a portfolio constituted of equity & equity related securities and derivatives predominantly in mid cap companies. However, there can be no assurance that the investment objective of the Scheme will be achieved.

### Fund Manager:

**Mr. Abhinav Khandelwal**

**Total Experience :** 14 years | **Experience in managing this fund:** 1 year and 5 months (Managing since February 1, 2022)

**Mr. Manish Lodha**

**Total Experience :** 23 years | **Experience in managing this fund:** 2 years and 6 Months (Managing since December 21, 2020)

**Date of allotment:** January 30, 2018

**Benchmark:** Nifty Midcap 150 TRI

**Option:** IDCW (IDCW Option will have IDCW Reinvestment (D) & IDCW Payout facility) and Growth (D)

D-Default

**Minimum Application Amount:** Rs. 1,000/- and in multiples of Re. 1/- thereafter

**Minimum Additional Purchase Amount:** Rs. 1,000/- and in multiples of Re. 1/- thereafter

**Minimum Repurchase Amount:** Rs. 1,000/- or 100 units or account balance, whichever is lower

**Minimum Weekly & Monthly SIP Amount:** Rs 500 and in multiples of Re. 1/- thereafter

**Minimum Weekly & Monthly SIP Installments:** 6

**Minimum Quarterly SIP Amount:** Rs 1,500 and in multiples of Re. 1/- thereafter

**Minimum Quarterly SIP installments:** 4

**Monthly AAUM as on June 30, 2023 (Rs. in Cr.):** 1,258.71

**Quarterly AAUM as on June 30, 2023 (Rs. in Cr.):** 1176.53

**Monthly AUM as on June 30, 2023 (Rs. in Cr.):** 1,295.39

**Entry Load:** Not applicable

**Exit Load:** • An Exit Load of 1% is payable if Units are redeemed / switched-out upto 3 months from the date of allotment;

• Nil if Units are redeemed / switched-out after 3 months from the date of allotment.

**Note:** The Exit Load structure of the scheme has been modified with effect from July 3, 2023

## Scheme Performance (as on June 30, 2023)

Mahindra Manulife Mid Cap Fund	CAGR Returns (%)				Value of Investment of ₹ 10,000*				NAV / Index Value (as on June 30, 2023)
	1 Year	3 Years	5 Years	Since Inception	1 Year (₹)	3 Years (₹)	5 Years (₹)	Since Inception	
Regular Plan - Growth Option	31.31	30.49	16.39	13.78	13,131	22,219	21,381	20,123	20.1225
Nifty Midcap 150 TRI <sup>A</sup>	34.40	34.68	16.89	13.16	13,440	24,428	21,838	19,533	16,791.34
Nifty 50 Index TRI <sup>AA</sup>	22.91	24.54	13.70	12.13	12,291	19,315	19,018	18,588	28,059.65

<sup>A</sup>Benchmark <sup>AA</sup>Additional Benchmark. CAGR - Compounded Annual Growth Rate. Inception/Allotment date: 30-Jan-18. **Past performance may or may not be sustained in future and should not be used as a basis of comparison with other investments.** Since inception returns of the scheme is calculated on face value of Rs. 10 invested at inception. The performance details provided above are of Growth Option under Regular Plan. Different Plans i.e Regular Plan and Direct Plan under the scheme has different expense structure. \*Based on standard investment of Rs. 10,000 made at the beginning of the relevant period. Mr. Abhinav Khandelwal is managing this fund since February 1, 2022. Mr. Manish Lodha is managing this fund since December 21, 2020.

## SIP Performance (as on June 30, 2023)

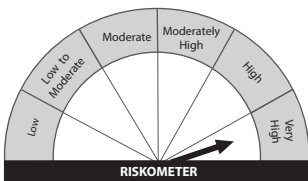
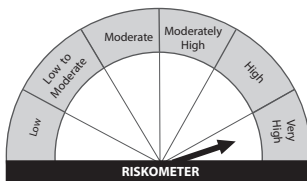
SIP Investment Period	Total Amount Invested (₹)	Regular Plan		Nifty Midcap 150 TRI <sup>A</sup>		Nifty 50 TRI <sup>AA</sup>	
		Market Value (₹)	CAGR Returns (%)	Market Value (₹)	CAGR Returns (%)	Market Value (₹)	CAGR Returns (%)
1 Year	1,20,000	1,37,757	28.75	1,38,507	30.01	1,31,535	18.43
3 Years	3,60,000	4,94,681	21.83	5,08,562	23.84	4,54,309	15.75
5 Years	6,00,000	10,18,776	21.34	10,61,246	23.04	8,94,567	16.00
Since Inception	6,50,000	11,22,761	20.22	11,65,431	21.63	9,91,966	15.57

<sup>A</sup>Benchmark <sup>AA</sup>Additional Benchmark. CAGR - Compounded Annual Growth Rate. Inception/Allotment date: 30-Jan-18. **Past performance may or may not be sustained in future and should not be used as a basis of comparison with other investments.** Returns greater than 1 year period are compounded annualized. For SIP returns, monthly investment of equal amounts invested on the 1st business day of every month has been considered. CAGR Returns (%) are computed after accounting for the cash flow by using the XIRR method (investment internal rate of return).

### Distributed by:

**Disclaimer:** Readers of this material should rely on information / data arising out of their own investigations and advised to seek independent professional advice and arrive at an informed decision before making any investments. Neither Mahindra Manulife Investment Management Private Limited nor Mahindra Manulife Trustee Private Limited, its directors or associates shall be liable for any damages that may arise from the use of the information contained herein.

**Get in touch:** Sadhana House, 1st Floor, 570, P.B. Marg, Worli, Mumbai - 400 018, India.  
Phone: +91-22-66327900, Fax: +91-22-66327932  
Toll Free No.: 1800 419 6244 Website: www.mahindramanulife.com

Scheme Name	This Product is Suitable for investors who are seeking*	Scheme Riskometer	Scheme Benchmark	Benchmark Riskometer
<b>Mahindra Manulife Mid Cap Fund</b>	<ul style="list-style-type: none"> <li>Long term capital appreciation;</li> <li>Investment predominantly in equity and equity related securities including derivatives of mid cap companies.</li> </ul>	 <p>Investors understand that their principal will be at very high risk</p>	<b>Nifty Midcap 150 TRI</b>	

\*Investors should consult their financial advisers if in doubt about whether the product is suitable for them.

**Mutual Fund investments are subject to market risks, read all scheme related documents carefully.**

## Performance of other schemes managed by the Fund Manager(s)

Scheme Name	Scheme Inception Date	Fund Manager(s)	Managing since	CAGR Returns (%)		
				1 yr	3 yrs	5 yrs
<b>Mahindra Manulife ELSS Fund - Reg - Growth</b>	18-Oct-16	Ms. Fatema Pacha	16-Oct-20	25.79	27.32	13.16
		Mr. Manish Lodha	21-Dec-20			
Nifty 500 Index TRI <sup>A</sup>				23.90	26.06	13.64
<b>Mahindra Manulife Multi Cap Fund - Reg - Growth</b>	11-May-17	Mr. Manish Lodha	21-Dec-20	27.09	29.74	17.02
		Ms. Fatema Pacha	16-Oct-20			
Nifty 500 Multicap 50:25:25 TRI Index <sup>A</sup>				27.02	30.16	14.35
<b>Mahindra Manulife Consumption Fund - Reg - Growth</b>	13-Nov-18	Mr. Abhinav Khandelwal	1-Apr-22	26.83	22.13	-
		Ms. Fatema Pacha	21-Dec-20			
Nifty India Consumption TRI <sup>A</sup>				25.33	21.63	-
<b>Mahindra Manulife Equity Savings Fund - Reg - Growth</b>	01-Feb-17	Mr. Manish Lodha (Equity Portion)	21-Dec-20	11.43	13.68	9.18
		Ms. Fatema Pacha (Equity Portion) <sup>##</sup>	16-Oct-20			
		Ms. Alpha Negi <sup>S ##</sup>	6-Feb-23			
		Mr. Rahul Pal (Debt Portion)	Since inception			
Nifty Equity Savings Index TRI <sup>A</sup>				12.14	11.62	9.08
<b>Mahindra Manulife Aggressive Hybrid Fund - Reg - Growth</b>	19-July-19	Ms. Fatema Pacha (Equity Portion)	16-Oct-20	21.17	22.38	-
		Mr. Manish Lodha (Equity Portion)	21-Dec-20			
		Mr. Rahul Pal (Debt Portion)	Since inception			
CRISIL Hybrid 35+65 Aggressive Index <sup>A</sup>				18.06	18.13	-
<b>Mahindra Manulife Large Cap Fund - Reg - Growth</b>	15-Mar-19	Mr. Abhinav Khandelwal	1-Mar-22	18.97	22.21	-
		Ms. Fatema Pacha	21-Dec-20			
Nifty 100 Index TRI <sup>A</sup>				21.11	23.54	-
<b>Mahindra Manulife Large &amp; Mid Cap Fund - Reg - Growth</b>	30-Dec-19	Mr. Manish Lodha	21-Dec-20	23.86	28.05	-
		Mr. Abhinav Khandelwal	1-Feb-22			
NIFTY Large Midcap 250 TRI <sup>A</sup>				27.72	29.12	-
<b>Mahindra Manulife Arbitrage Fund - Reg - Growth</b>	24-Aug-20	Mr. Abhinav Khandelwal (Equity Portion)	1-Apr-22	4.51	-	-
		Mr. Manish Lodha (Equity Portion)	21-Dec-20			
		Mr. Rahul Pal (Debt Portion)	Since inception			
Nifty 50 Arbitrage Index <sup>A</sup>				6.10	-	-
<b>Mahindra Manulife Flexi Cap Fund - Reg - Growth</b>	23-Aug-21	Ms. Fatema Pacha	Since inception	26.94	-	-
		Mr. Manish Lodha				
Nifty 500 TRI <sup>A</sup>				23.90	-	-
<b>Mahindra Manulife Balanced Advantage Fund</b>	30-Dec-21	Mr. Manish Lodha (Equity Portion)	Since inception	14.10	-	-
		Ms. Fatema Pacha (Equity Portion)				
		Mr. Rahul Pal (Debt Portion)				
Nifty 50 Hybrid Composite Debt 50: 50 Index <sup>A</sup>				15.66	-	-

<sup>A</sup>Benchmark CAGR - Compounded Annual Growth Rate. <sup>S</sup>Dedicated Fund Manager for Overseas Investments.

**Past performance may or may not be sustained in future and should not be used as a basis of comparison with other investments.** The performance details provided above are of Growth Option under Regular Plan Different Plans i.e Regular Plan and Direct Plan under the scheme has different expense structure. Mr. Abhinav Khandelwal manages 6 schemes and Mr. Manish Lodha manages 10 schemes of Mahindra Manulife Mutual Fund. The performance data for the schemes which have not completed one year has not been provided.

Performance as on June 30, 2023  
**Note:** <sup>##</sup>Pursuant to change in Fund Management Responsibilities, the scheme shall be co-managed by Mr. Manish Lodha, Mr. Renjith Sivaram, Mr. Rahul Pal and Mr. Kush Sonigara (Dedicated Fund Manager for Overseas Investments) effective July 3, 2023.

**Disclaimer:** Readers of this material should rely on information / data arising out of their own investigations and advised to seek independent professional advice and arrive at an informed decision before making any investments. Neither Mahindra Manulife Investment Management Private Limited nor Mahindra Manulife Trustee Private Limited, its directors or associates shall be liable for any damages that may arise from the use of the information contained herein.

**Get in Touch:** Sadhana House, 1st Floor, 570, P.B. Marg, Worli, Mumbai - 400 018, India. Phone: +91-22-66327900, Fax: +91-22-66327932, Toll Free No.: 1800 419 6244 Website: www.mahindramanulife.com

**Mutual Fund investments are subject to market risks, read all scheme related documents carefully.**